

## 2009 State 4-H Clothing & Textiles Advisory Board Quilt Challenge Exhibition

1. Individuals, teams, groups, or clubs may enter the 2009 State 4-H Clothing & Textiles Advisory Board Quilt challenge exhibition.
2. 4-Her's may ask for the help of adults in quilt design and constructions.
3. The quilt may have any design or theme but must incorporate the use of at least some of the challenge fabric supplied by the 4-H Clothing & Textiles Advisory Board in combination with your own choice of fabrics.
4. A majority of the challenge fabric should be used in the quilt design. The front or back of challenge fabric may be used. Challenge fabric cannot be altered (dyed, painted, bleached, etc.) Challenge fabric must be used on the quilt top (front).
5. Up to 5 fabrics may be added. Embellishments are welcome.
6. The quilt must have some sort of 4-H identification incorporated into the quilt top.
7. The quilt must be usable and machine washable.
8. Quilt must be a minimum of 45" x 45" (baby quilt) with a maximum size of 60" x 60".
9. Quilts may be hand-quilted, machine-quilted, or hand tied. Hand-tied quilts must have square knots so they will not come un-tied during laundry process. Ties must be cut to  $\frac{3}{4}$ " tassels.
10. A permanent label should be on the back in the lower right corner. Label should include name (s) of quilters, county, and date.
11. A hanging sleeve needs to be added to the top of the quilt for display. Instructions for sleeve attachment are at the end of the rules.
12. Unfinished quilts will not be exhibited.
13. Recognition certificates will be given to all participants.
14. Quilts will be donated to a charitable organization of your choice or they will be donated to a charitable organization in College Station.

Contact information will be attached to the quilt with a Safety pin on an index card. This information should include who will be picking up the quilt and their cell phone number, so we can locate them if needed.

If you do not use the challenge fabric, please return to one of the advisors for the Challenge. We want to make sure everyone has a chance to participate.

For more information contact:

Katie Phillips

Kaufman County

2471 N State Hwy 34

Kaufman, Texas 75142

Phone: 972-932-9069

Fax: 972-932-9073

E-Mail: [kmphillips@ag.tamu.edu](mailto:kmphillips@ag.tamu.edu)

Sandra Fry

Fort Bend County

1402 Band Road, Suite 100

Rosenberg, TX 77471

Phone: 281-342-3034

Fax: 281-633-7000

E-Mail: [skfry@ag.tamu.edu](mailto:skfry@ag.tamu.edu)

Angela McCorkle

Extension Assistant - Family and Youth

Texas AgriLife Extension

2251 TAMU

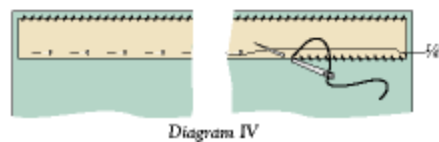
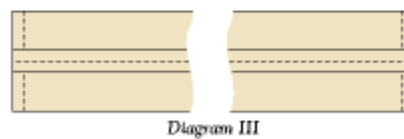
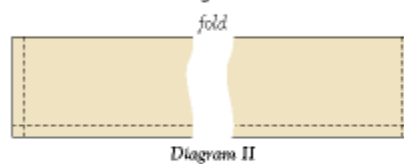
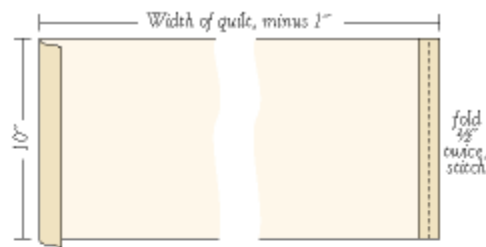
College Station, TX 77843-2251

Phone: 979-845-1150

E-Mail: [ARMcCorkle@ag.tamu.edu](mailto:ARMcCorkle@ag.tamu.edu)

## Instructions for Adding a Sleeve to the top of your quilt:

1. Cut a 10"-wide strip of washed muslin or cotton fabric, making it 1" shorter than top edge of quilt.
2. Turn under and press 1/2" at each short end, then turn and press again (Diagram I). Stitch in place.
3. With wrong sides together, stitch long edges together 1/4" from raw edges (Diagram II). Press seam open and center it in the tube you've created (Diagram III).
4. Slipstitch the top edge of the tube to the quilt backing about 1" below the inner edge of the binding (Diagram IV).
5. Pin lower edge of sleeve to backing, placing pins 1/4" from lower edge. Turn the folded sleeve edge up and slipstitch sleeve to quilt backing, catching only the lower layer of sleeve (Diagram IV). This allows for a little slack so the sleeve takes the weight of hanging, not the quilt. Make sure that the stitches go through only the backing fabric—they should not be visible on the quilt surface.



**2009 4-H State Clothing Advisory Board Quilt Exhibition  
Fabric Request Form**

**For the 2009 Quilt Exhibition, we are using one fabric and your challenge is to create a quilt around it!**

**The fabric has been graciously donated by the Cabin Quilters. A limited amount of fabric is available.**

**To receive the challenge fabric, return this form to:**

Katie Phillips  
Kaufman County  
2471 N. State Hwy 34  
Kaufman, TX 75142  
Phone: 972-932-9069  
Fax: 972-932-9073

**County:** \_\_\_\_\_

**Contact person:** \_\_\_\_\_

**E-Mail Address:** \_\_\_\_\_

**Phone Number:** \_\_\_\_\_

**Address (Where fabric should be sent)**

\_\_\_\_\_  
\_\_\_\_\_  
\_\_\_\_\_

# 4-H State Clothing Advisory Board Quilt Challenge, 2009

Form must accompany the quilt at check in or included in the shipping.

(Please Print)

County: \_\_\_\_\_ Group Name: \_\_\_\_\_

Name (s): \_\_\_\_\_

Contact Person: \_\_\_\_\_ Email: \_\_\_\_\_

Address: \_\_\_\_\_

City/State/Zip: \_\_\_\_\_

Phone: \_\_\_\_\_

Quilt Size in inches (W) (L)

Title of Entry

\_\_\_\_\_ I will pick up my entry. Phone number during Round-Up: \_\_\_\_\_

\_\_\_\_\_ Person named here will pick up my entry \_\_\_\_\_

\_\_\_\_\_ Please donate my entry to a College Station children's home. I DO NOT want it back.

## Hold Harmless Agreement

By my signature below, I agree to abide by all conditions stated on this entry registration form and the accompanying instruction sheet. I agree to permit the 4-H State Clothing Advisory Board to display my entry at the State 4-H Fashion Show during the 2009 4-H Round-up, June 9-12, 2009. I also grant the 4-H State Clothing Advisory Board the right to photograph this entry for files, publicity and/or promotional purposes. I understand that reasonable care will be taken to protect my entry. I understand that no responsibility for loss or damage to my entry will be assumed by the 4-H State Clothing Advisory Board.

Signature Required \_\_\_\_\_ Date Signed: \_\_\_\_\_

We will be receiving quilts on during fashion show registration and orientation.

Quilts may be shipped to: Katie Phillips, CEA-FCS

Texas AgriLife Extension

Kaufman County

2471 N. State Highway 34

Kaufman, Texas 75142

Shipped quilts must be received by June 6, 2009.